

## AB2 Core

Data as at 30 June 2024

### Investment Objectives

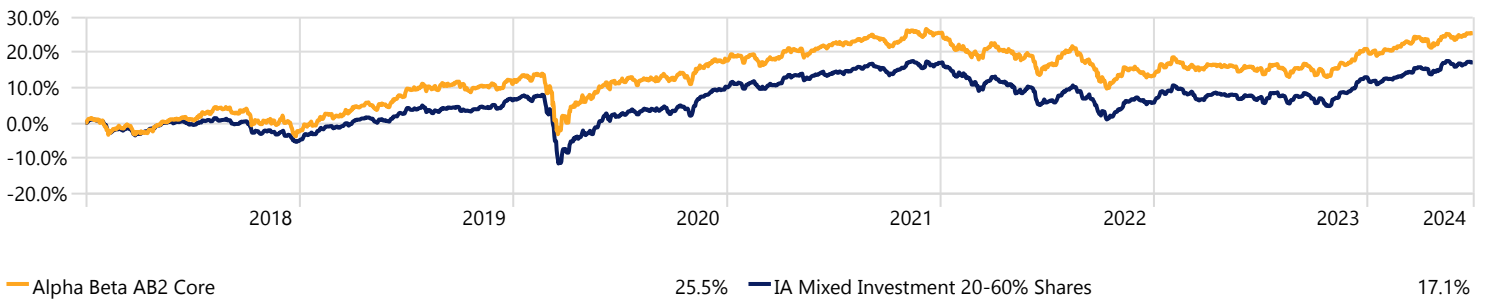
The portfolio aims to provide capital growth over the medium to long term, keeping within the prescribed volatility limits whilst investing in low-cost ETFs or Index funds, physically invested and with a low tracking error. The portfolio aims to provide capital growth over the medium to long term, keeping within the prescribed volatility limits whilst investing in low-cost ETFs or Index funds, physically invested and with a low tracking error.

### Key Facts

Launch Date	01 January 2018
Base Currency	Pound Sterling
Defaqto Risk Rating	4
Comparator Benchmark	IA Mixed Investment 20-60%
Model Portfolio Service Charge (No VAT Charged)	0.20%
Underlying Fund Costs	0.25%
Total Portfolio Cost	0.45%

### Investment Growth

Time Period: 01/01/2018 to 30/06/2024



### Performance Summary

As at 30 June 2024	3 Month	6 Month	1 Year	3 Year	5 Year	Since Inception	YTD	2023	2022	2021	2020
Alpha Beta AB2 Core	0.89	3.69	8.93	2.84	16.80	25.46	3.69	6.73	-9.67	6.66	5.98
IA Mixed Investment 20-60% Shares	1.19	3.73	9.50	2.84	14.17	17.14	3.73	6.86	-9.67	6.31	3.49

Performance data should be reviewed alongside the important risk information on page 2.

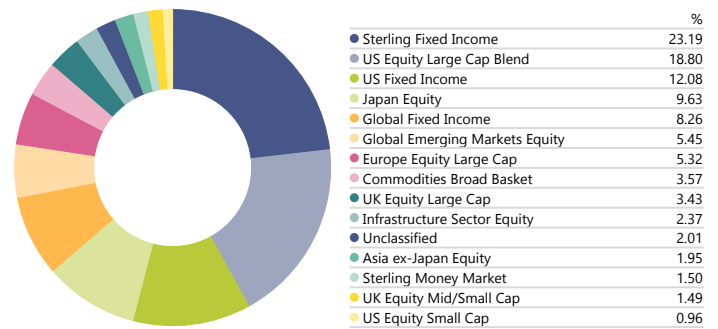
### Top 10 Holdings

Portfolio Date: 30/06/2024

Portfolio Holding	Portfolio Weighting %
Royal London Short Duration Gilts M Inc	14.93%
Vanguard U.S. Govt Bd Idx £ H Acc	12.08%
Vanguard Jpn Stk Idx £ Acc	9.63%
Fidelity Index US P GBP Acc H	9.43%
iShares North American Eq Idx (UK) D Acc	9.37%
Man GLG High Yield Opports Prof I Acc C	5.83%
Vanguard FTSE Dev €pe ex-UK Eq Idx £ Acc	5.32%
Neuberger Berman Commodities GBP I Acc	3.57%
Vanguard FTSE UK All Shr Idx Unit Tr£Acc	3.43%
Vanguard Em Mkts Stk Idx £ Acc	2.73%

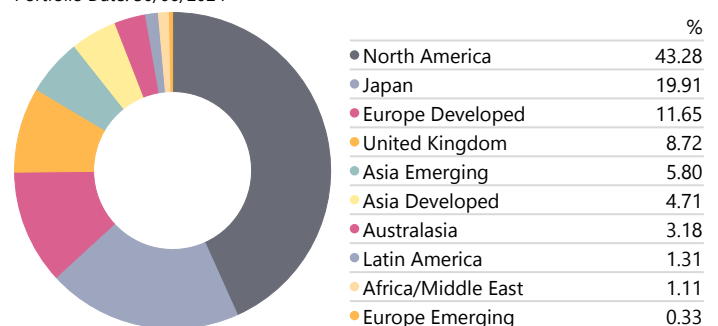
### Asset Allocation

Portfolio Date: 30/06/2024



### Equity Regional Exposure

Portfolio Date: 30/06/2024



The aggregate total may not add up to the sum shown due to Morningstar roundings.

## Manager Commentary

Risk-on sentiment remained strong throughout the month. US Treasury's actions—issuing Treasury Bills and spending from the Treasury General Account—added liquidity to support the economy. No changes in debt issuance policy are expected. The Federal Reserve significantly scaled back its Quantitative Tightening program by more than half, as indicated in their last FOMC meeting, further fuelling the risk-on sentiment and contributing to market stability.

Although there are some early signs of weakness in ISM data published after the month end that may help deliver a rate cut in FOMC July's meet, we believe this will be a net positive for risk assets in the near term. Key economic drivers are stable, with PCE inflation nearing the Fed's 2% target. The market expects one or two interest rate cuts this year. Some early labour market weakness is registered in the constituent data. A significant change in unemployment numbers could prompt quicker rate cuts.

The US Presidential election began early with a TV debate between President Biden and Donald Trump, suggesting Trump's possible return in 2025. Biden's potential replacement at the August convention is uncertain. Both candidates plan to expand fiscal deficits by around \$6 trillion, with similar impacts. This, and the issuance impacts would mean further liquidity added to the system at the expense of a sharply expanding US debt. China's debt crisis in the property sector remains a problem for the economy in general and for the People's Bank of China, prompting support and potential bailouts. Chinese Yuan's devaluation aims to boost exports of green technology and electric cars, though aggressive tariffs, especially from the US, pose challenges. The data suggests that China has halted copper and gold purchases, which could impact commodity prices.

Japanese equities remain attractive. The Bank of Japan must address the weaker yen. In Europe, populist parties are resurging due to migration and cost of living increase. Despite some insulation, German automakers are hit by reduced Chinese demand. The European Central Bank and others cut rates to stimulate growth.

In the UK, Consumer Prices Inflation fell to the 2% target, though core inflation and high wage settlements persist. Bank of England's Hugh Pill and Governor Bailey are likely to keep interest rates steady until autumn. The upcoming General Election suggests a potential change in government and a potential change in tax and spending approaches.

Portfolios performed well in the first half of the year, driven by US equities. Recent portfolio changes, including higher US and Japan weightings, and lower China and Asia-Pacific weightings, are proving successful. Fixed income allocations are positioned to benefit from expected rate cuts later this year. As summer approaches, portfolios remain well-managed with solid returns.

## Platform Availability



## Important Information

Alpha Beta Partners is a trading name of AB Investment Solutions Limited, which is registered in England (no. 09138865), and regulated and authorised by the Financial Conduct Authority. Alpha Beta Partners Limited is the parent company of AB Investment Solutions Limited, registered in England and Wales (no. 10963905). The registered office for both entities is Northgate House, Upper Borough Walls, Bath, BA1 1RG.

Alpha Beta Partners use all reasonable skill and care when compiling the information in this communication and in ensuring its accuracy, but no assurances or warranties are given. You should not rely upon the information in this communication in making investment decisions. Nothing in this communication constitutes advice or personal recommendation.

Past performance is not a guide to future return and may not be repeated. Investment involves risk. The value of investments and the income from them may go down as well as up and investors may not get back the amount originally invested. The performance figures are calculated in Morningstar Direct based on a standard model and may not reflect the performance of individual customer portfolios. The calculation includes all underlying fund charges and model portfolio service fees. The platform, wrapper and advice fees are excluded.

Financial advisers can find further information at [www.alphabetapartners.co.uk](http://www.alphabetapartners.co.uk) or via telephone at 020 8152 5120. We ask clients to please go to their financial adviser with any queries or information requests.

**If you would like this document in large print or in another format, please contact us.**