

AB Core Plus Balanced Growth

Data as at 30 November 2024

Investment Objectives

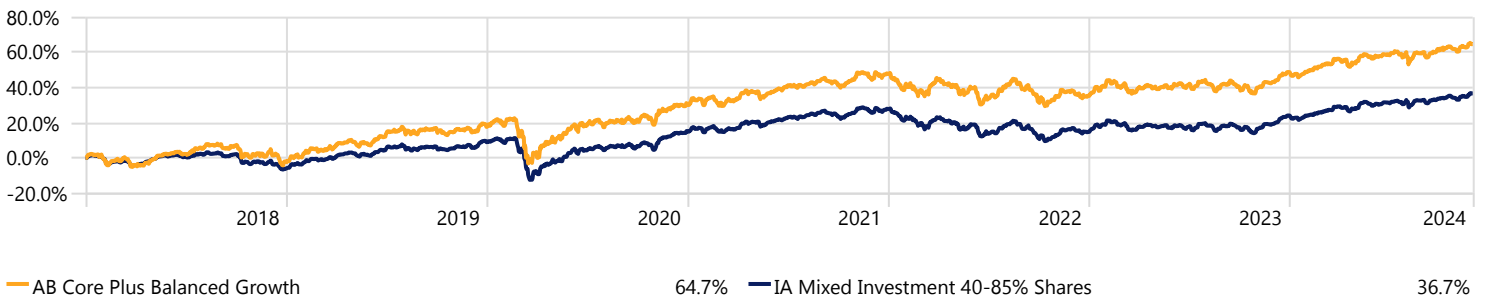
The portfolio aims to provide capital growth over the medium to long term, keeping within the prescribed volatility limits whilst investing in low-cost ETFs or Index funds, physically invested and with a low tracking error. The portfolio aims to provide capital growth over the medium to long term, keeping within the prescribed volatility limits whilst investing in low-cost ETFs or Index funds, physically invested and with a low tracking error.

Key Facts

Launch Date	01 January 2018
Base Currency	Pound Sterling
Comparator Benchmark	IA Mixed Investment 40-85%
Model Portfolio Service Charge (No VAT Charged)	0.25%
Underlying Fund Costs	0.36%
Total Portfolio Cost	0.61%

Investment Growth

Time Period: 01/01/2018 to 30/11/2024



Performance Summary

As at 30 November 2024	3 Month	6 Month	1 Year	3 Year	5 Year	Since Inception	YTD	2023	2022	2021	2020
AB Core Plus Balanced Growth	3.00	5.29	15.46	13.54	41.29	64.74	10.70	10.00	-8.47	13.63	10.62
IA Mixed Investment 40-85% Shares	2.85	5.41	14.80	8.61	27.37	36.65	10.14	8.10	-10.18	11.22	5.50

Performance data should be reviewed alongside the important risk information on page 2.

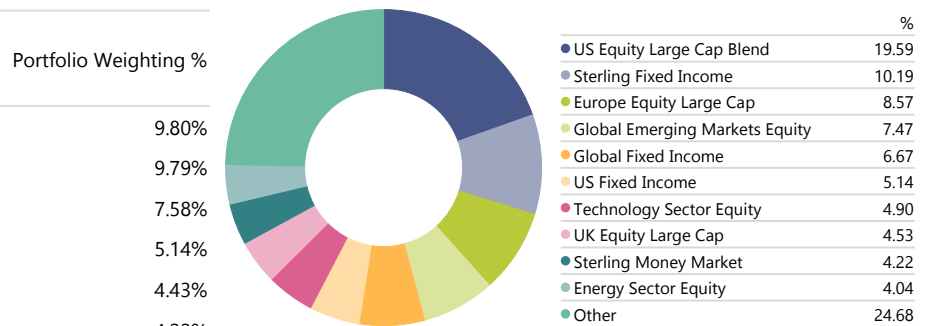
Top 10 Holdings

Portfolio Date: 30/11/2024

Portfolio Holding	Portfolio Weighting %
iShares North American Eq Idx (UK) D Acc	9.80%
Fidelity Index US P GBP Acc H	9.79%
Vanguard FTSE Dev Épe ex-UK Eq Idx É Acc	7.58%
Vanguard U.S. Govt Bd Idx É H Acc	5.14%
Man High Yield Opports Profi Acc C	4.43%
L&G Cash Trust I Acc	4.22%
Vanguard Em Mkts Stk Idx É Acc	4.22%
Royal London Short Duration Gilts M Inc	3.98%
Janus Henderson Glb Tech Leaders I Acc	3.91%
Vanguard Jpn Stk Idx É Acc	3.60%

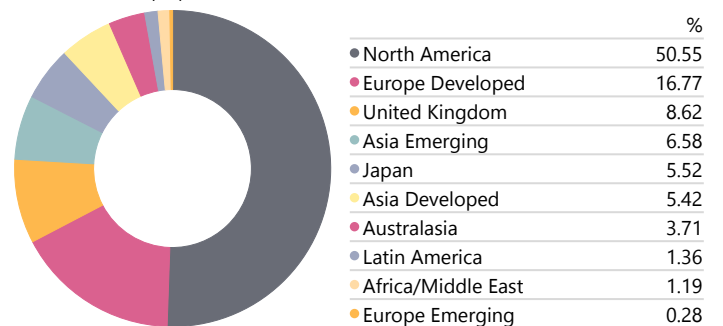
Asset Allocation

Portfolio Date: 30/11/2024



Equity Regional Exposure

Portfolio Date: 30/11/2024



Manager Commentary

November saw buoyant stock markets and Donald Trump's decisive victory in the U.S. presidential election. Markets rallied on optimism surrounding pro-business policies, with equities hitting new highs and cryptocurrencies advancing. Surprisingly, U.S. Treasury yields fell from 4.4% to 4.2%, defying inflationary expectations. The dollar index surged and ended the month around 107 slightly below the high of the month of 108, as geopolitical tensions eased, including a Lebanon ceasefire and hopes for U.S.-Russia compromise on Ukraine.

A second Trump presidency signals deregulation, onshoring, and economic growth, with bold targets like 3% real GDP growth and energy expansion. Key reforms in immigration and healthcare, led by prominent loyalists, promise dramatic policy shifts. Mr Scott Bessent, the proposed Treasury Secretary, will target a "3-3-3" policy; 3% real GDP growth, 3 million more barrels of oil production per day and a 3% budget deficit – which the markets have certainly initially applauded. However, once in the office, we will gauge the implementation of such policies. We are cognizant of the debt servicing costs and issuance policy changes that may come with the new administration.

At home the economic outlook appears bleak. Inflation rose to 2.3%, GDP growth slowed to 0.1%, and private sector output shrank for the first time in a year. Chancellor Rachel Reeves's borrowing plans and higher employer costs have triggered job cuts and stalled expansions, while green policies forced major factory closures. Bond yields hit 4.53%, reflecting investor concerns. Labour's growth ambitions have struggled, prompting caution on increasing UK allocations at this time.

Europe's outlook remains mixed, with weak industrial performance (e.g., VW profits down 64%) and rising unemployment. Bright spots include Novo Nordisk in pharma and Siemens Energy, outperforming Nvidia on energy infrastructure demand. Japan's stock market has performed well, but future growth may slow as the yen weakens and the BOJ balances inflation, currency, and growth. China's modest stimulus struggles to revive its economy, with limited benefits to equities. Emerging markets face challenges from dollar strength. Gold steadied at \$2,600, while Bitcoin surged toward \$100,000. Copper remains subdued, reflecting weak global demand evidenced by the Global Manufacturing PMIs, while uranium prices diverge from energy equities.

November saw strong performance in US small and mid-cap funds, nearing double-digit returns, followed by tech funds. Clean energy funds posted gains, while European equity funds struggled during the month.

In November, we trimmed Japanese equities after meeting targets, reallocating to cash. Portfolios performed well, anticipating 2025 growth under supportive U.S. policies. Positioned cautiously amid optimistic equity valuations.

Platform Availability



Important Information

Alpha Beta Partners is a trading name of AB Investment Solutions Limited, which is registered in England (no. 09138865), and authorised and regulated by the Financial Conduct Authority. Alpha Beta Partners Limited is the parent company of AB Investment Solutions Limited, registered in England and Wales (no. 10963905). The registered office for both entities is Northgate House, Upper Borough Walls, Bath, BA1 1RG.

Alpha Beta Partners use all reasonable skill and care when compiling the information in this communication and in ensuring its accuracy, but no assurances or warranties are given. You should not rely upon the information in this communication in making investment decisions. Nothing in this communication constitutes advice or personal recommendation.

Past performance is not a guide to future return and may not be repeated. Investment involves risk. The value of investments and the income from them may go down as well as up and investors may not get back the amount originally invested. The performance figures are calculated in Morningstar Direct based on a standard model and may not reflect the performance of individual customer portfolios. The calculation includes all underlying fund charges and model portfolio service fees. The platform, wrapper and advice fees are excluded.

Financial advisers can find further information at www.alphabetapartners.co.uk or via telephone at 020 8152 5120. We ask clients to please go to their financial adviser with any queries or information requests.

If you would like this document in large print or in another format, please contact us.