

AB Core Plus Balanced

Data as at 28 February 2025

Investment Objectives

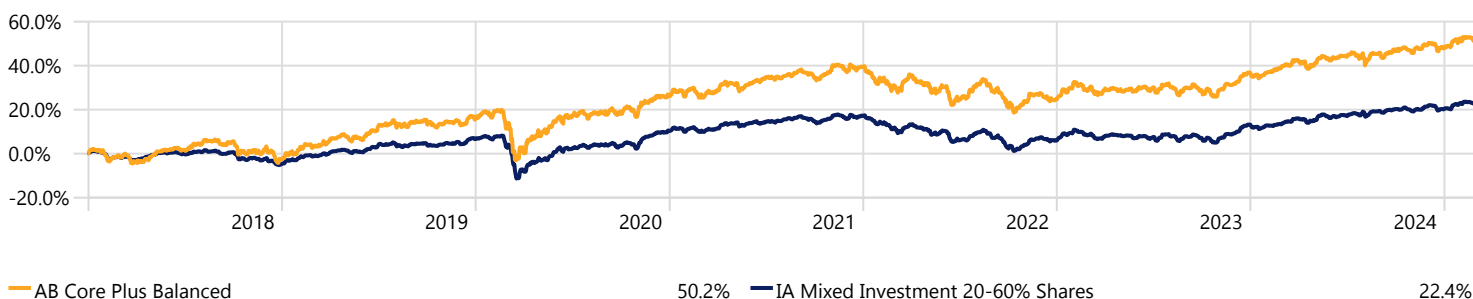
The portfolio aims to provide capital growth over the medium to long term, keeping within the prescribed volatility limits whilst investing in low cost ETFs or Index funds for the core and active funds for the satellite positions.

Key Facts

Launch Date	01 January 2018
Base Currency	Pound Sterling
Comparator Benchmark	IA Mixed Investment 20-60%
Model Portfolio Service Charge (No VAT Charged)	0.25%
Underlying Fund Costs	0.36%
Total Portfolio Cost	0.61%

Investment Growth

Time Period: 01/01/2018 to 28/02/2025



Performance Summary

As at 28 February 2025	3 Month	6 Month	1 Year	3 Year	5 Year	Since Inception	YTD	2024	2023	2022	2021
AB Core Plus Balanced	0.74	3.27	8.23	14.78	35.25	50.22	1.78	7.99	9.84	-10.64	10.54
IA Mixed Investment 20-60% Shares	1.05	2.80	8.29	9.95	19.02	22.44	2.11	6.18	6.86	-9.67	6.31

Performance data should be reviewed alongside the important risk information on page 2.

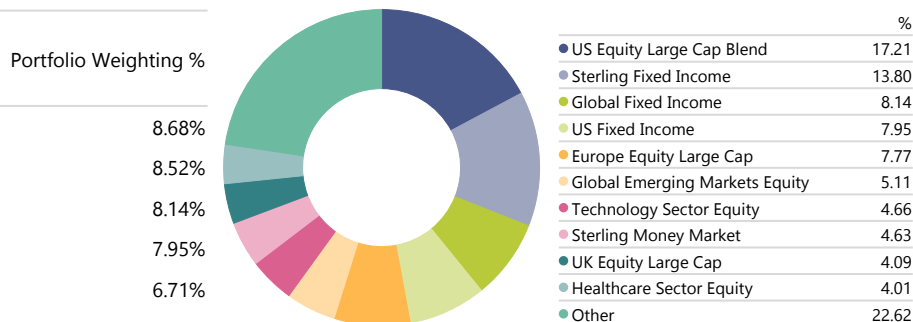
Top 10 Holdings

Portfolio Date: 28/02/2025

Portfolio Weighting %	
8.68%	Fidelity Index US P GBP Acc H
8.52%	iShares North American Eq Idx (UK) D Acc
8.14%	Royal London Short Duration Gilts M Inc
7.95%	Vanguard U.S. Govt Bd Idx £ H Acc
6.71%	Vanguard FTSE Dev €pe ex-UK Eq Idx £ Acc
4.93%	Man High Yield Opports Profil Acc C
4.63%	L&G Cash Trust I Acc
3.74%	Janus Henderson Glb Tech Leaders I Acc
3.54%	Vanguard Jpn Stk Idx £ Acc
3.07%	Vanguard FTSE UK All Shr Idx Unit Tr£Acc

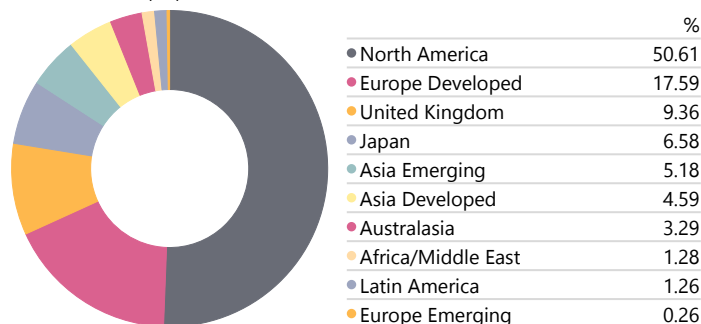
Asset Allocation

Portfolio Date: 28/02/2025



Equity Regional Exposure

Portfolio Date: 28/02/2025



Manager Commentary

President Trump's return to the geopolitical stage stirred uncertainty and is unsettling markets. Trump's policies appear to be inconsistent with respect to tariffs and fiscal spending cuts. The duration of U.S. tariffs will dictate their economic impact, influencing consumer and business sentiment, and weakening employment, worsened by government spending cuts under DOGE.

International equities have outperformed U.S. indices this year, driven by capital outflows, tighter liquidity, and investor recalibration in response to Trump's policies.

Geopolitical tensions, weaker U.S. consumer confidence, sticky inflation (0.3% in January), and a flash GDP report showing 2.5% year-on-year growth compounded challenges. Interest rates are unlikely to be cut until later this year, and the VIX Volatility Index spiked up. While volatility can be unsettling, it is often a prerequisite for achieving higher long-term returns. Our managers maintain portfolio risk at predefined levels.

PCE inflation, the Fed's preferred measure, sits at 2.5% and the Truflation gauge at 1.35% points to lower upcoming inflation prints. The robust Q4 earnings season saw 74% of S&P 500 companies exceed forecasts. While technology underperformed, the healthcare and energy sectors are rebounding.

Drawing parallels to Trump's first term, a stronger dollar and higher bond yields initially gave way to stimulative policies supporting trade and equities. Efforts to reduce U.S. debt— including monetising assets and cutting costs — are underway, with the Department for Government Efficiency reporting \$155 billion in savings.

In Europe, despite economic and political challenges, German stocks reached record highs, buoyed by expectations of defence spending. Diversified earnings across regions continue to drive performance, reinforcing our commitment to European equities despite the broader economic backdrop.

In the UK, inflationary pressures are rising, with the Bank of England revising 2025 GDP growth down to 0.75% due to a weaker labour market and moderating wage growth. Inflation is expected to peak at 3.7% in Q3 before easing, amid modest interest rate cuts, echoing 1970s stagflation.

In Japan, stronger consumer spending is needed to sustain inflation targets, but rising energy and food prices complicate the Bank of Japan's cautious approach. China faces a slowdown, with 5% GDP growth hindered by weak demand and property sector struggles. Though policy stimulus and stock market recovery point to some change in Chinese policy.

The tech sector and U.S. equities saw weak returns, while European funds, dynamic bond funds, and income funds delivered positive performance.

Globally, portfolios benefited from higher cash positions and European equities. We remain confident in resumed growth after this period of turbulence and policy uncertainty.

Risk remains anchored firmly in line with relevant volatility corridors.

Platform Availability



Important Information

Alpha Beta Partners is a trading name of AB Investment Solutions Limited which is registered in England and Wales (no. 09138865) and authorised and regulated by the Financial Conduct Authority. Alpha Beta Partners Limited is wholly owned by Tavistock Investments Plc, and the parent company of AB Investment Solutions Limited, registered in England and Wales (no. 10963905). The registered office for both entities is 1 Queens Square, Ascot Business Park, Lyndhurst Road, Ascot SL5 9FE.

Alpha Beta Partners use all reasonable skill and care when compiling the information in this communication and in ensuring its accuracy, but no assurances or warranties are given. You should not rely upon the information in this communication in making investment decisions. Nothing in this communication constitutes advice or personal recommendation.

Past performance is not a guide to future return and may not be repeated. Investment involves risk. The value of investments and the income from them may go down as well as up and investors may not get back the amount originally invested. The performance figures are calculated in Morningstar Direct based on a standard model and may not reflect the performance of individual customer portfolios. The calculation includes all underlying fund charges and model portfolio service fees. The platform, wrapper and advice fees are excluded.

Financial advisers can find further information at www.alphabetapartners.co.uk or via telephone at 020 8152 5120. We ask clients to please go to their financial adviser with any queries or information requests.

If you would like this document in large print or in another format, please contact us.