

AB Core Plus Growth

Data as at 31 December 2024

Investment Objectives

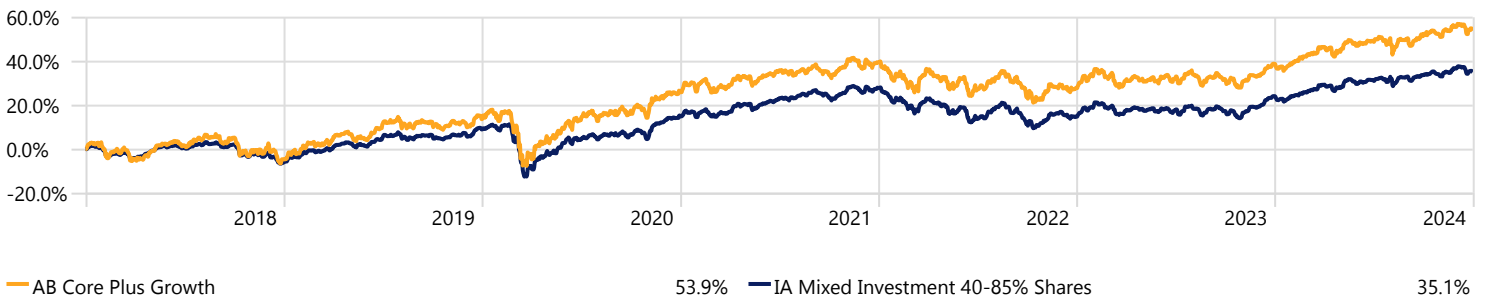
The portfolio aims to provide capital growth over the medium to long term, keeping within the prescribed volatility limits whilst investing in low cost ETFs or Index funds for the core and active funds for the satellite positions.

Key Facts

Launch Date	01 January 2018
Base Currency	Pound Sterling
Comparator Benchmark	IA Mixed Investment 40-85%
Model Portfolio Service Charge (No VAT Charged)	0.25%
Underlying Fund Costs	0.36%
Total Portfolio Cost	0.61%

Investment Growth

Time Period: 01/01/2018 to 31/12/2024



Performance Summary

As at 31 December 2024	3 Month	6 Month	1 Year	3 Year	5 Year	Since Inception	YTD	2024	2023	2022	2021
AB Core Plus Growth	1.65	3.09	10.83	10.36	35.44	53.86	10.83	10.83	8.67	-8.37	10.74
IA Mixed Investment 40-85% Shares	1.16	2.80	8.88	5.72	24.05	35.09	8.88	8.88	8.10	-10.18	11.22

Performance data should be reviewed alongside the important risk information on page 2.

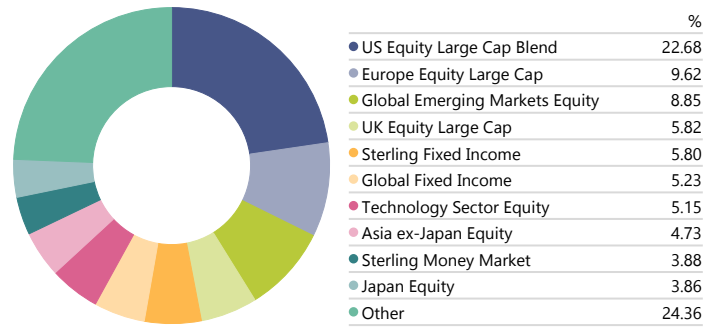
Top 10 Holdings

Portfolio Date: 31/12/2024

Portfolio Holding	Portfolio Weighting %
iShares North American Eq Idx (UK) D Acc	11.38%
Fidelity Index US P GBP Acc H	11.30%
Vanguard FTSE Dev €pe ex-UK Eq Idx £ Acc	8.64%
Vanguard Em Mkts Stk Idx £ Acc	4.92%
Vanguard Pac exJpn Stk Idx £ Acc	4.73%
Fidelity Index Emerging Markets P Acc	3.93%
L&G Cash Trust I Acc	3.88%
Vanguard Jpn Stk Idx £ Acc	3.86%
Vanguard FTSE UK All Shr Idx Unit Tr£Acc	3.78%
Man High Yield Opports Profll Acc C	3.38%

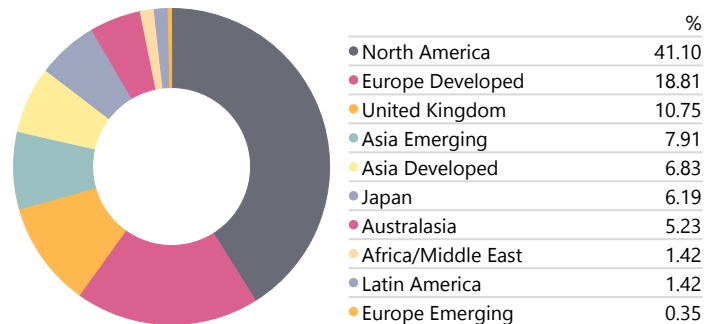
Asset Allocation

Portfolio Date: 31/12/2024



Equity Regional Exposure

Portfolio Date: 31/12/2024



Manager Commentary

December brought record inflows into US equities, but Treasury yields climbed, and China's economic struggles worsened. Federal Reserve Chairman Jerome Powell's hawkish comments unsettled markets, cutting short the anticipated Santa rally.

While Wall Street leads global equities, China's bond market remains critical due to its manufacturing dominance. Chinese 10-year bond yields fell to 1.78% in 2024, reflecting debt deflation rather than rate-cut expectations. China's colossal debt, deflationary pressures, and aging population exacerbate challenges, compounded by tariffs and a strong US dollar. Further Yuan devaluation, stimulus, and potential US-China negotiations under President-elect Trump are likely.

US equities had a stellar 2024, with indices rising over 20%, though gains were concentrated in fewer companies. Valuations now rely on double-digit earnings growth supported by lower interest rates, tax cuts, and onshoring policies. However, \$7 trillion in US debt refinancing in 2025 will require substantial liquidity from banks and the Federal Reserve. Meanwhile, physical and digital gold thrived on currency debasement, though a strong US dollar continues to strain global dollar-denominated debt.

The Fed's December rate cut to 4.25-4.5% was overshadowed by Powell's hawkish tone, dampening the year-end rally. Scott Bessent's appointment as Treasury Secretary may signal a shift toward longer-term funding strategies. The impending US debt ceiling debate adds further uncertainty.

In Europe, recession risks loom as energy costs rise, German manufacturing falters, and Russian gas supplies face disruption. The ECB has cut rates ahead of the Fed to support struggling Eurozone economies, but geopolitical energy concerns persist. Inflation nudged higher due to energy costs, while wages fell. We anticipate QE-like stimulus from the ECB in 2025 to counter these pressures.

In the UK, inflation has prompted the Bank of England to hold rates steady, straining an economy in need of lower borrowing costs. Growth forecasts have been downgraded, and Labour's taxation plans offer little encouragement. Meanwhile, 10-year Gilt yields rose to 4.6%, reflecting debt woes. Despite challenges, UK equities present value opportunities for patient investors, with dividend stocks remaining attractive for income portfolios.

In Japan, the Bank of Japan faces a trilemma: rising imported inflation (USD/JPY at 158), reluctance to raise rates, and a debt/GDP ratio of 264%. Rate hikes could worsen fiscal deficits, while Chinese devaluation may pressure Japanese manufacturers.

The tech sector and emerging markets delivered positive returns for the month, while healthcare, sustainable funds, mid-cap and long-duration bond funds recorded negative performance.

Globally, the US remains robust, while other markets struggle. The strong US dollar hampers global debt and trade, benefiting few. As 2025 unfolds, we recommend balancing optimism with caution. Maintaining exposure while staying vigilant for volatility will be key. As stated before, enjoying the market's gains while staying near the exit will be a prudent strategy in the months ahead.

Platform Availability



Important Information

Alpha Beta Partners is a trading name of AB Investment Solutions Limited, which is registered in England (no. 09138865), and authorised and regulated by the Financial Conduct Authority. Alpha Beta Partners Limited is the parent company of AB Investment Solutions Limited, registered in England and Wales (no. 10963905). The registered office for both entities is Northgate House, Upper Borough Walls, Bath, BA1 1RG.

Alpha Beta Partners use all reasonable skill and care when compiling the information in this communication and in ensuring its accuracy, but no assurances or warranties are given. You should not rely upon the information in this communication in making investment decisions. Nothing in this communication constitutes advice or personal recommendation.

Past performance is not a guide to future return and may not be repeated. Investment involves risk. The value of investments and the income from them may go down as well as up and investors may not get back the amount originally invested. The performance figures are calculated in Morningstar Direct based on a standard model and may not reflect the performance of individual customer portfolios. The calculation includes all underlying fund charges and model portfolio service fees. The platform, wrapper and advice fees are excluded.

Financial advisers can find further information at www.alphabetapartners.co.uk or via telephone at 020 8152 5120. We ask clients to please go to their financial adviser with any queries or information requests.

If you would like this document in large print or in another format, please contact us.