

AB Core Plus Growth

Data as at 31 January 2025

Investment Objectives

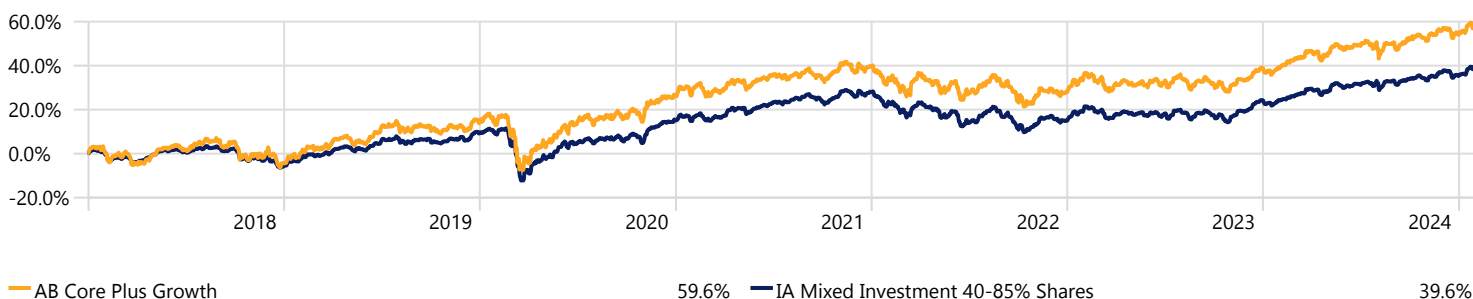
The portfolio aims to provide capital growth over the medium to long term, keeping within the prescribed volatility limits whilst investing in low cost ETFs or Index funds for the core and active funds for the satellite positions.

Key Facts

Launch Date	01 January 2018
Base Currency	Pound Sterling
Comparator Benchmark	IA Mixed Investment 40-85%
Model Portfolio Service Charge (No VAT Charged)	0.25%
Underlying Fund Costs	0.37%
Total Portfolio Cost	0.62%

Investment Growth

Time Period: 01/01/2018 to 31/01/2025



Performance Summary

As at 31 January 2025	3 Month	6 Month	1 Year	3 Year	5 Year	Since Inception	YTD	2024	2023	2022	2021
AB Core Plus Growth	5.00	6.25	15.02	20.17	41.51	59.55	3.70	10.83	8.67	-8.37	10.74
IA Mixed Investment 40-85% Shares	4.60	5.58	12.59	14.69	28.51	39.58	3.33	8.88	8.10	-10.18	11.22

Performance data should be reviewed alongside the important risk information on page 2.

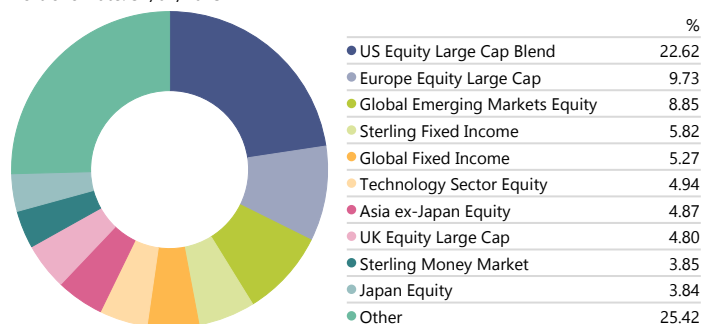
Top 10 Holdings

Portfolio Date: 31/01/2025

Portfolio Weighting %	Percentage
iShares North American Eq Idx (UK) D Acc	11.32%
Fidelity Index US P GBP Acc H	11.30%
Vanguard FTSE Dev Épe ex-UK Eq Idx £ Acc	8.71%
Vanguard Em Mkts Stk Idx £ Acc	4.91%
Vanguard Pac exJpn Stk Idx £ Acc	4.87%
Fidelity Index Emerging Markets P Acc	3.93%
L&G Cash Trust I Acc	3.85%
Vanguard Jpn Stk Idx £ Acc	3.84%
Vanguard FTSE UK All Shr Idx Unit Tr£Acc	3.79%
Man High Yield Opports Profi Acc C	3.42%

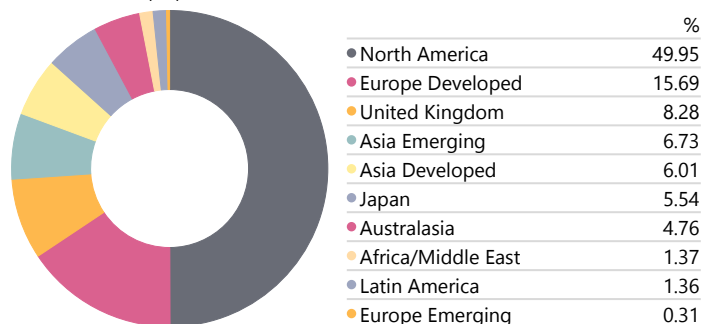
Asset Allocation

Portfolio Date: 31/01/2025



Equity Regional Exposure

Portfolio Date: 31/01/2025



Manager Commentary

The year began with heightened equity market volatility, coinciding with Donald Trump's presidency. Despite this, the outlook remains business and market-friendly, with expected fluctuations keeping investors alert. The US economy shows robust health, with real GDP growth at 3.2%, strong jobs data, and a rebound in manufacturing, prompting the Federal Reserve to maintain interest rates.

We expect the Trump 2.0 presidency to be more structured than his unpredictable first term. As Machiavelli noted, it's better for a leader to be feared than loved. Trump's *The Art of the Deal* reflects his enduring approach, with U.S. hegemony likely his top priority. A \$500 billion private investment in AI, through Project Stargate, aims to bolster America's technological edge, though China's DeepSeek launch briefly unsettled markets. Tariffs may spur inflation or prevent deflation, with early moves against Canada, Mexico, and China hinting at slower growth and potential inflationary pressures. Core PCE held at 2.8% in December, keeping the Fed on hold. The dollar fluctuated in January but strengthened as tariffs were imposed, with the Dollar Index nearing 110. A weaker dollar could aid global markets, but tariffs currently correlate with dollar strength. Meanwhile, the U.S. faces \$10 trillion in debt refinancing by 2025, with Treasury strategies yet to be clarified, impacting bond markets. The 10-year Treasury yield ended January at 4.56%.

In Europe, economic performance remains weak, with Germany and France struggling while Spain leads. A Ukraine settlement could bring a peace dividend, boosting markets. German inflation fell to 2.3%, suggesting overdue rate cuts. While economic growth and stock performance diverge, cautious optimism prevails. The UK's fiscal position remains strained, with December borrowing hitting £17.8 billion — the highest in four years — and the annual deficit reaching £129.9 billion, surpassing OBR forecasts. Chancellor Rachel Reeves defends her tax policies as growth-focused, signalling readiness for new measures if needed. Trade optimism grows as the UK seeks US carve-outs, while fiscal and macroeconomic challenges weigh on equities. Despite strong retailer updates, FTSE 100 earnings growth is projected at 6% for 2025, trailing Europe's 8%. Gilt yields peaked before retreating on softer data.

China grapples with debt, a shrinking population, and export reliance, facing tariff hurdles amid a \$2 trillion US surplus. Exports to Asian markets are rising, while equities stagnate, interest rates fall to 3.1%, and the Yuan weakens. China's AI advancements, like DeepSeek, mark its global tech ambitions. Japan's BOJ may cautiously raise rates, balancing inflation control with export challenges amid a 264% debt/GDP ratio. Commodity prices are firm, with gold hitting record highs and copper signalling growth. Oil remains steady despite Trump's "drill baby drill" push, while natural gas demand rises, driven by Asia and tight supply.

Healthcare, commodities, and energy performed well, while infrastructure and bonds were flat. Newly added natural resources and global income funds boosted Plus portfolios with strong returns.

We've maintained a modest cash weighting, awaiting clarity on U.S. debt policy. Tariffs may slow growth and drive short-term inflation, but GDP remains strong. With volatility returning, our portfolio performance remains solid and aligned with expectations.

Platform Availability



Important Information

Alpha Beta Partners is a trading name of AB Investment Solutions Limited, which is registered in England (no. 09138865), and authorised and regulated by the Financial Conduct Authority. Alpha Beta Partners Limited is the parent company of AB Investment Solutions Limited, registered in England and Wales (no. 10963905). The registered office for both entities is Northgate House, Upper Borough Walls, Bath, BA1 1RG.

Alpha Beta Partners use all reasonable skill and care when compiling the information in this communication and in ensuring its accuracy, but no assurances or warranties are given. You should not rely upon the information in this communication in making investment decisions. Nothing in this communication constitutes advice or personal recommendation.

Past performance is not a guide to future return and may not be repeated. Investment involves risk. The value of investments and the income from them may go down as well as up and investors may not get back the amount originally invested. The performance figures are calculated in Morningstar Direct based on a standard model and may not reflect the performance of individual customer portfolios. The calculation includes all underlying fund charges and model portfolio service fees. The platform, wrapper and advice fees are excluded.

Financial advisers can find further information at www.alphabetapartners.co.uk or via telephone at 020 8152 5120. We ask clients to please go to their financial adviser with any queries or information requests.

If you would like this document in large print or in another format, please contact us.